



Name:

Period:

Date:



Homework - Graphs
7.6g/7.12a
Must SHOW Your Work!!!



1. 24% of 75

2. Convert fraction to a percent

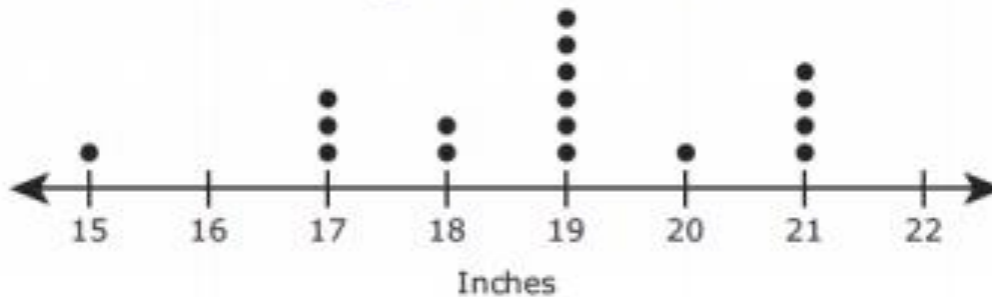
$$\frac{72}{360} =$$

3. 6% of 152

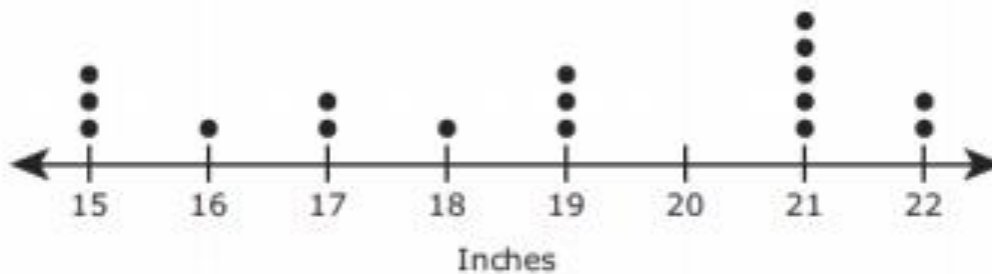
4. $(360 - 144) \div 360$

5.

Length of Waldo's Fish



Length of Freddy's Fish



Waldo's median: _____ Freddy's median: _____